
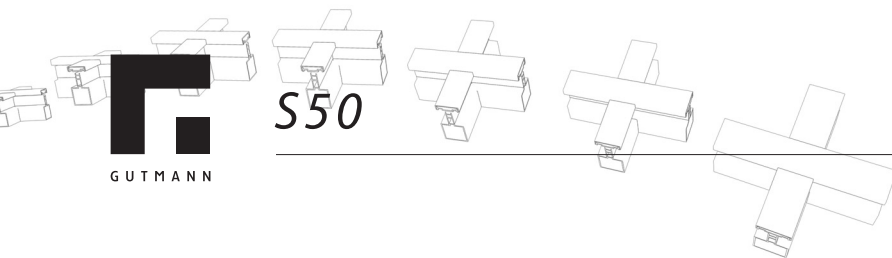


## Systems characteristic/ structural advantages

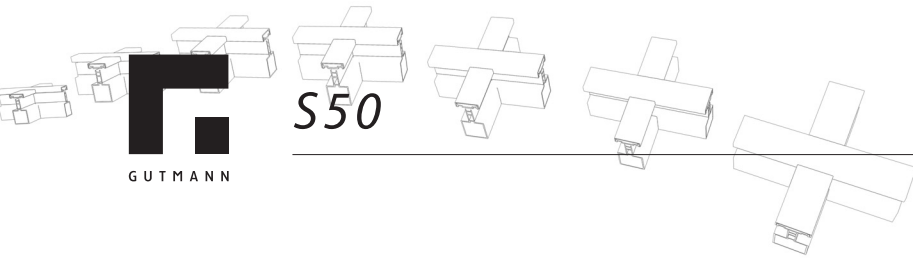


### S50u series

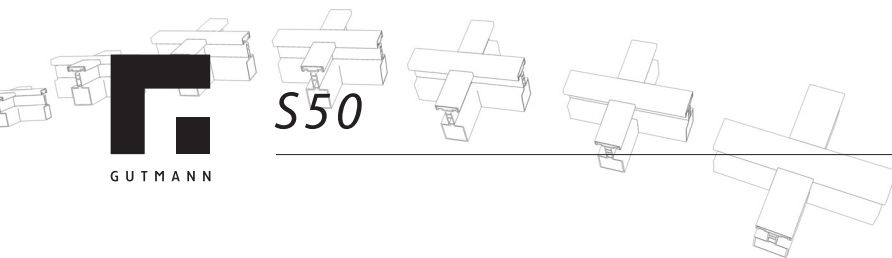
- window system with uninsulated aluminium profiles
- profile structural depth :      frame 50mm      wing 60mm
- hollow profile chambers are identically in and outside
- corner cleats and transoms connectors are designed to give the choice of crimping or nailing the corner and for controlled glue injection later
- constant compatibility of profiles, accessories, gaskets and fittings, thus reduced system accessories.
- surrounding EPDM glazing gaskets in and outside.
- mounting chamber for mountings with euro-groove and RAL quality marks; universal additional profiles, glass beads, accessories



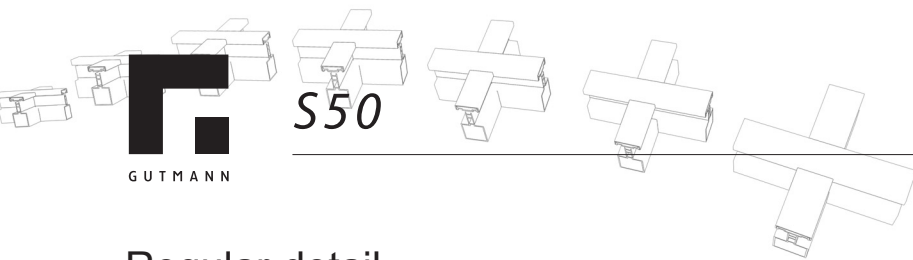
Serie	Bezeichnung	Symbol	Seite	Serie	Bezeichnung	Symbol	Seite
S50u	252100 frame profile		2.1.05	S50u	252133 structural profile		2.1.09
S50u	252101 frame profile		2.1.05	S50u	252134 structural profile		2.1.10
S50u	252102 frame profile		2.1.05	S50u	252139 structural profile		2.1.11
S50u	252110 frame profile		2.1.05	S50u	252200 wing profile		2.1.12
S50u	252112 frame profile		2.1.05	S50u	252201 wing profile		2.1.12
S50u	252113 frame profile		2.1.06	S50u	252240 wing crossbar		2.1.12
S50u	252114 frame profile		2.1.06	S50u	252270 to-hung wing		2.1.12
S50u	252115 two-way opening profile		2.1.06	S50u	252300 crossbar		2.1.13
S50u	252131 structural profile		2.1.07	S50u	252301 crossbar		2.1.13
S50u	252132 structural profile		2.1.08	S50u	252302 crossbar		2.1.13



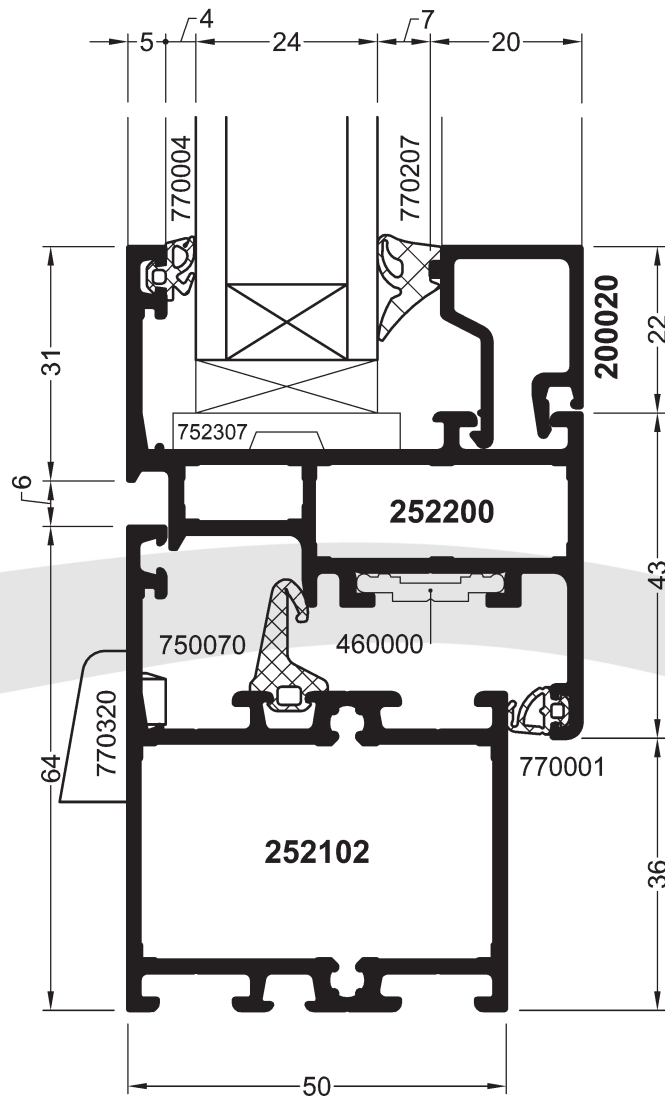
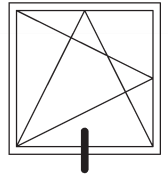
Serie	Bezeichnung	Symbol	Seite	Serie	Bezeichnung	Symbol	Seite
S50u	<b>252305</b> crossbar		2.1.14	S50u	<b>420011</b> corner cleats		2.1.17
	<b>200005</b> glazing bead			S50	<b>420013</b> corner cleats		2.1.17
S50u	<b>200010</b> glazing bead		2.1.15	S50u	<b>420014</b> corner cleats		2.1.17
S50u	<b>200015</b> glazing bead		2.1.15	S50u	<b>420015</b> corner cleats		2.1.17
S50u	<b>200020</b> glazing bead		2.1.15	S50u	<b>460000</b> sliding rod		2.1.17
S50u	<b>200025</b> glazing bead		2.1.15	S50u	<b>460022</b> connection profile		2.1.15
S50u	<b>200025</b> glazing bead		2.1.15	S50u	<b>460023</b> roller-shutter guard profile		2.1.16
S50u	<b>200025</b> glazing bead		2.1.15	S50u	<b>460024</b> connection profile		2.1.16
S50u	<b>200040</b> glazing bead		2.1.15	S50u	<b>460025</b> roller-shutter guides profile		2.1.16
S50u	<b>420010</b> corner cleats		2.1.15	S50u	<b>460025</b> clip-on holder		2.1.16

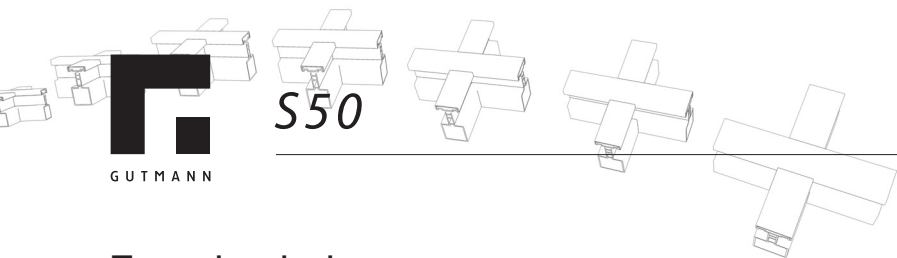


Serie	Bezeichnung	Symbol	Seite	Serie	Bezeichnung	Symbol	Seite
S50u	460031 weatherboard		2.1.16				
S50u	462001 base profile		2.1.16				
S50u	462020 pocket additional profile		2.1.16				
S50u	462021 glass groove profile		2.1.16				
S50u	462027 cover profile		2.1.16				
S50u	462206 French window profile		2.1.16				
S50u	200025 glazing bead		2.1.14				

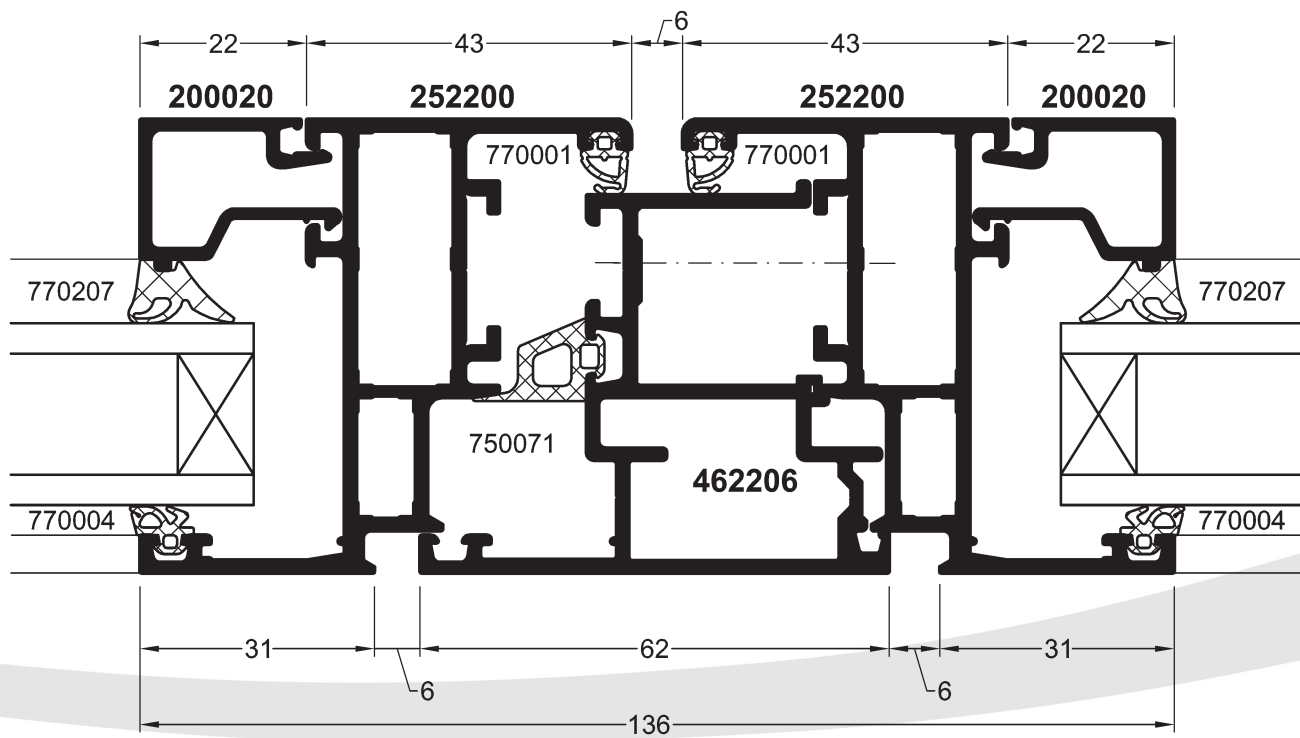
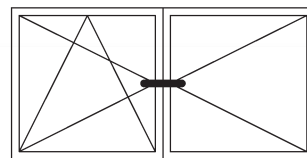


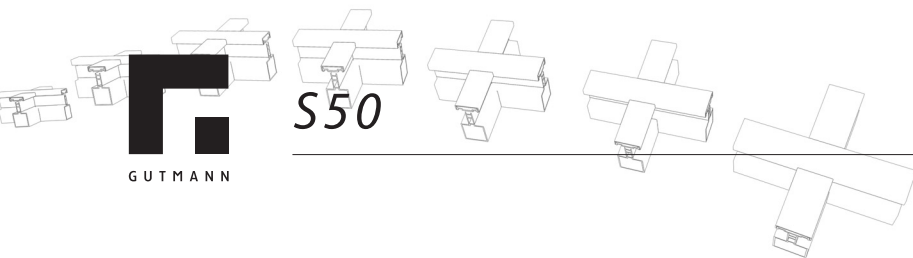
Regular detail





French window





Regular detail Parallel Sliding tilt window

